



Industrial Automation *relays & switches*

Relay and switches are commonly used in industrial automation. From robotic control systems to instrumentation, CIT Relay & Switch has a wide variety of relays and switches to suit a wide range of applications.




J151 Series

The J151 Series is an Ice cube style relay with switching capacity up to 20A. With low coil power consumption and high contact load, the J151 Series has strong resistance to shock and vibration. Contact arrangements include 1A, 2A, 3A, 4A, 1B, 2B, 3B, 4B, 1C, 2C, 3C, and 4C. Coil voltage ranges from 12VDC up to 240VAC with DC coil power options of .90W, 1.4W or 1.5W and AC coil power options of 1.2VA, 2.0VA or 2.5VA. The J151 offers PC pin or solder lug mounting options. Dimensions are dependent upon style choice with a flange option. UL Agency approval is E197852.



J152 Series

The J152 Series is an Ice cube style relay with switching capacity up to 10A. With low coil power consumption and high contact load, the J152 Series has strong resistance to shock and vibration. Contact arrangements include 2A, 3A, 4A, 2B, 3B, 4B, 2C, 3C, and 4C. Coil voltage ranges from 12VDC up to 220VAC with DC coil power of .90W and AC coil power of 1.2VA. The J152 offers PC pin or solder lug mounting options. Dimensions are dependent upon style choice with a flange option. UL Agency approval is E197851.



Sockets

We offer relays sockets for a large number of automotive relays and UL approved relays. For use in both PC Pin and Panel Mount & Wire assembly. DIN Rail Mountable and Finger Safe DIN Rail Mountable are also available.



DH Series

Offering size options of 22mm, 25mm, 28mm and 30mm standard, the DH Series can be customized up to 40mm. Being both vandal and splash resistant, this panel mount switch is heavy-duty and rugged in construction. The DH Series is available as momentary or latching in both SPST and DPST, normally open and normally closed. Flush actuator styles offer non-illuminated, bi-color ring or dot illumination. Mushroom style actuators are available in red anodized aluminum in both dot illuminated or non-illuminated. Illumination color choices are red, yellow, green, blue, white and orange. LED voltage choices range from 6V to 220V. The DH Series is also available with UV protection to resist fading.




DHU Series

16 amp and offering size options of 25mm, 28mm and 30mm standard, the UL approved DHU Series combines the LED illumination and metal body of the DH Series with the UL recognized switching capability of the VM3 Series snap-action switch. Being both vandal and splash resistant, this panel mount switch is heavy-duty and rugged in construction. The DHU Series is available as momentary or latching. Flush actuator styles offer non-illuminated, bi-color ring or dot illumination or the International Standby symbol. Mushroom style actuators are also available in red anodized aluminum. Illumination color choices are red, yellow, green, blue, white and orange. LED voltage choices range from 6V to 220V.



DH22U Series

The DH22U Series push button switch is our UL approved version of the DH Series. Currently only available as a 22mm switch, the DH22U is IP67 vandal and splash resistant. Available in both momentary and latching with a flush ring illuminated actuator, the DH22U has body finish options of stainless steel or black anodized aluminum. LED voltage ranges from 6VDC to 220VAC. LED options for this anti-vandal switch are red, yellow, green, blue and white.



AH Series


Momentary in function, the AH Series is 19mm in size and is available with a choice of SPST normally open or SPST normally closed. The flush actuator offers non-illuminated, bi-color ring or dot illumination, with illumination color choices of red, yellow, green, blue, white and orange. Customize your AH series anti-vandal switch today!






Tactile Switches

Often in industrial automation equipment, tact switches are small in size and are used to close an electrical circuit. Usually used as an ON/OFF switch, our tact switches are available in sealed and unsealed, and through-hole and surface mount termination for placement on PCB Boards with a large variety of sizes, actuation gram force and actuator lengths. Available with lighted, sealed, thru-hole, right angle and surface mount terminal options and a multitude of choices in cap styles, many of which are available with and without LED hole and several optional frames. Bi-color choices make endless the combinations and applications. Non-lighted versions are also available with multiple cap and frame color combinations.



DIP Switches

Dual In Line switches are used to change the operating mode of a device. Offering both extended and recessed actuators, the K Series standard, half pitch, right angle, and low profile DIP switches are available in through-hole, Gull Wing and J Lead termination. Positions range from 01 to 12. Most of the K Series family are compatible with SMT assembly and infrared reflow & automatic wave soldering. Packaging options include tape and reel or tube. Top tape seal is offered with the recessed actuators. Explore our selection of dual in-line package switches, including coded rotary DIPs, .100 Pitch DIPs, and much more.



ME Series

The ME Series is an IP67 process sealed tactile switch offering both through-hole and surface mount options with a 350gF actuation force. With actuator and housing of PA6T Polymide and silver plated stainless steel dome contact, the ME Series tact switch uses a silicon rubber internal seal providing truly sealed, one piece construction. Actuator color on this process sealed switch is standard black; contact factory for additional color options.



RW Series

The RW Series rocker switch offers an illuminated option with a choice of SPDT or DPDT. Multiple latching options are available with terminal options of quick connect/solder lug and multiple switch functions. Illumination options for the lighted rocker switch are neon or tungsten lamp. The versatile RW series offers multiple housing color, actuator color, including colored transparent, actuator markings, and actuator marking color choices.



ES Series

The round, illuminated ES Series panel mount push button switch is available with bi-color LED options and a matte body finish. Actuator options include round, flat, raised and now square with a square frame. IP67 process sealed, this push button switch is SPST normally open or SPST normally close and momentary or latching. This IP67 push button switch is SPST normally open or SPST normally close and momentary or latching. Customize the process-sealed switch to suit your needs.



VM3 & SM3 Series

Frequently known as a micro switch, a snap-action switch is an electromechanical switch that is actuated by very little physical force, through the use of a tipping point mechanism. Snap-action micro switches can open and close an electrical circuit at a rapid speed, triggered by an external force. Offering two sizes, miniature and sub-miniature, we will soon have an ultra sub-miniature version available, contact factory. Sealed versions are available.

CIT Relay & Switch manufactures a broad array of RoHS compliant electromechanical automotive, telecom, security, industrial and HVAC relays and switches.

Thank you for giving CIT Relay & Switch the opportunity to demonstrate why so many are joining our growing list of satisfied customers — customers who have come to rely on the service and quality provided by CIT Relay & Switch.



20550 Commerce Blvd, Rogers, MN 55374 USA
763.535.2339 • sales@citrelay.com