

## Variable Frequency Drive (VFD) Cable Solutions

**Be Certain with Belden —  
the Original Developer of  
High Quality Performance  
VFD Cable**



Featured Brand

**BELDEN**

Belden offers the most extensive line of VFD cables, as well as a total commitment to meet your product availability, product integrity and service needs

Be Certain with Belden



## VFD Cross Reference Guide For DRIVES RATED 75C

Voltage	HP	kW	Sizes	Classic VFD P/N	Extra Flexible VFD P/N	Classic w/ Signal Pair P/N	2kV VFD P/N	CSA VFD P/N	LSZH VFD P/N	Thermoset LSZH VFD w/ Marine Approvals P/N
230V 3Ø	.25 to 1HP	0.75	16	29500	29500F	29510	-	-	29500T	29500X
	5	3.7	14	29501	29501F	29511	29536	29550C	29501T	29501X
			12	29502	29502F	29512	29537	29551C	29502T	29502X
	7.5	5.6	12	29502	29502F	29512	29537	29551C	29502T	29502X
	10	7.5	10	29503	29503F	29513	29538	29552C	29503T	29503X
	15	11.2	8	29504	29504F	-	29539	29553C	29504T	29504X
	20	14.9	6	29505	29505F	-	29540	29554C	29505T	29505X
	25	18.6	4	29506	29506F	-	29541	29555C	29506T	29506X
	40	29.8	2	29507	29507F	-	29542	29556C	29507T	29507X
			1	29528	29528F	-	29543	29557C	29528T	29528X
	50	37.3	1/0	29529	29529F	-	29544	29558C	29529T	29529X
	60	44.7	2/0	29530	29530F	-	29545	29559C	29530T	29530X
			3/0	29531	29531F	-	29546	29560C	29531T	29531X
	75	55.9	4/0	29532	29532F	-	29547	29561C	29532T	29532X
			250 MCM	-	-	-	29533	29533	-	-
	100	74.6	350 MCM	-	-	-	29534	29534	-	-
	125	93.2	500 MCM	-	-	-	29535	29535	-	-
460V 3Ø	2	1.5	16	29500	29500F	29510	-	-	29500T	29500X
	10	7.5	14	29501	29501F	29511	29536	29550C	29501T	29501X
	10	7.5	12	29502	29502F	29512	29537	29551C	29502T	29502X
	20	14.9	10	29503	29503F	-	29538	29552C	29503T	29503X
	30	22.4	8	29504	29504F	-	29539	29553C	29504T	29504X
	40	29.8	6	29505	29505F	-	29540	29554C	29505T	29505X
	50	37.3	4	29506	29506F	-	29541	29555C	29506T	29506X
	60	45	2	29507	29507F	-	29542	29556C	29507T	29507X
	75	55.9	1	29528	29528F	-	29543	29557C	29528T	29528X
	75	55.9	1/0	29529	29529F	-	29544	29558C	29529T	29529X
	100	74.6	2/0	29530	29530F	-	29545	29559C	29530T	29530X
	125	93.2	3/0	29531	29531F	-	29546	29560C	29531T	29531X
	150	111.9	4/0	29532	29532F	-	29547	29561C	29532T	29532X
	150	111.9	250 MCM	-	-	-	29533	29533	-	-
	200	149.1	350 MCM	-	-	-	29534	29534	-	-
	250	186.4	500 MCM	-	-	-	29535	29535	-	-
	575V 3Ø	3	2.2	16	29500	29500F	29510	-	-	29500T
10		7.5	14	29501	29501F	29511	29536	29550C	29501T	29501X
15		11.2	12	29502	29502F	29512	29537	29551C	29502T	29502X
20		14.9	12	29502	29502F	29512	29537	29551C	29502T	29502X
25		18.6	10	29503	29503F	29513	29538	29552C	29503T	29503X
30		22.4	8	29504	29504F	-	29539	29553C	29504T	29504X
50		37.3	6	29505	29505F	-	29540	29554C	29505T	29505X
60		44.7	4	29506	29506F	-	29541	29555C	29506T	29506X
75		55.9	2	29507	29507F	-	29542	29556C	29507T	29507X
100		74.9	1	29528	29528F	-	29543	29557C	29528T	29528X
575V 3Ø		100	74.6	1/0	29529	29529F	-	29544	29558C	29529T
	125	93.2	2/0	29530	29530F	-	29545	29559C	29530T	29530X
	150	111.9	3/0	29531	29531F	-	29546	29560C	29531T	29531X
	150	111.9	4/0	29532	29532F	-	29547	29561C	29532T	29532X
	200	149.1	250 MCM	-	-	-	29533	29533	-	-
	250	186.4	350 MCM	-	-	-	29534	29534	-	-
300	223.8	500 MCM	-	-	-	29535	29535	-	-	

NOTE: Though all the cables listed are rated at 90C This chart is based on the 75C ratings from NEC® Table 310.15(B)(16) representing the typical connected equipment limit. Other limits or conditions may effect the cable ampacity.

Per the US National Electric Code, all values listed here are based on typical Full-Load Current (FLC) ratings of three-phase AC motors as published in NEC Table 430.250 (2011) multiplied by 125% per NEC article 430-22 (A) (2011). The ampacity ratings of the cables are based on NEC Table 310.15(B)(16) (2011). The VFD w/Signal ampacity values were de-rated to 80% per NEC Table 310.15 (B)(2)(a) (2011) due to the increased number of current-carrying conductors included in these cable(s).

NEC ampacity interpretations subject to user's local authority having jurisdiction.

Per the Canadian Electric Code®, all values listed here are based on typical Full-Load Current (FLC) ratings of three-phase AC motors as published in CEC Table 44 (2012) multiplied by 125% per CEC Section 28-112 (2012). The ampacity ratings of the cables are based on CEC Table 2 (2012). The VFD w/Signal ampacity values were de-rated to 80% per CEC Table 5C (2012) due to the increased number of current-carrying conductors included in these cable(s).

CEC ampacity interpretations subject to user's local authority having jurisdiction.



## Belden VFD Cables Deliver Top Performance in Any Environment

### VFD Cable Features:

"Belden now offers **Marine certified, ABS DNV approved, VFD cable with thermoset LSZH jacket**" (see page 11 for details)

### All Cables

- Thicker, industrial-grade XLPE insulations provide low capacitance for extended motor life, reduced likelihood of corona discharge, reduced magnitude of standing waves, increased efficiency of power transfer
- Robust ground and shielding system to minimize radiated and conducted noise that can disrupt plant control and instrumentation systems
- Reliably carry power from AC drive systems to AC motors
- Effectively handle the overall high power levels of pulse-width modulated (PWM) signals
- Reliably handle high voltage spikes – eliminating potential damage to the cable, motors, bearings, drives and related equipment – potentially extending their life
- Industrial-grade PVC jackets provide sunlight- and oil-resistance; Haloarrest jackets are halogen-free and provide sunlight-resistance in LSZH versions
- Impervious to adverse or harsh environments
- ER rating allows for the elimination of conduit for easier and less expensive installations
- Effectively eliminate downtime due to cable failure

### Classic Foil/Braid Designs

- High-strand conductors ease installation; enable better vibration resistance
- Full-sized insulated ground allows lower resistance path to ground
- Tinned copper conductors to prevent against corrosion
- Low capacitance and low impedance of the cables closely matches the drive and electrical values
- Round configuration for reliable sealing

### Classic Symmetrical Designs

- Available with high-strand conductors in large AWG sizes
- Design features a copper tape shield with segmented ground
- Smaller OD than the Classic Designs with Foil/Braid

### Continuous Flex & Extra Flexible Designs

- Increased range of flexibility, with up to 10M flex cycles for on-machine applications (8AWG and smaller)
- Extreme high-strand conductors ease installation, enable best-in-class vibration resistance with over 2,000 strands on large gauge sizes
- Tinned copper circuit conductors and grounds, TPE jackets for added flexibility

### Classic Designs with Signal Pair

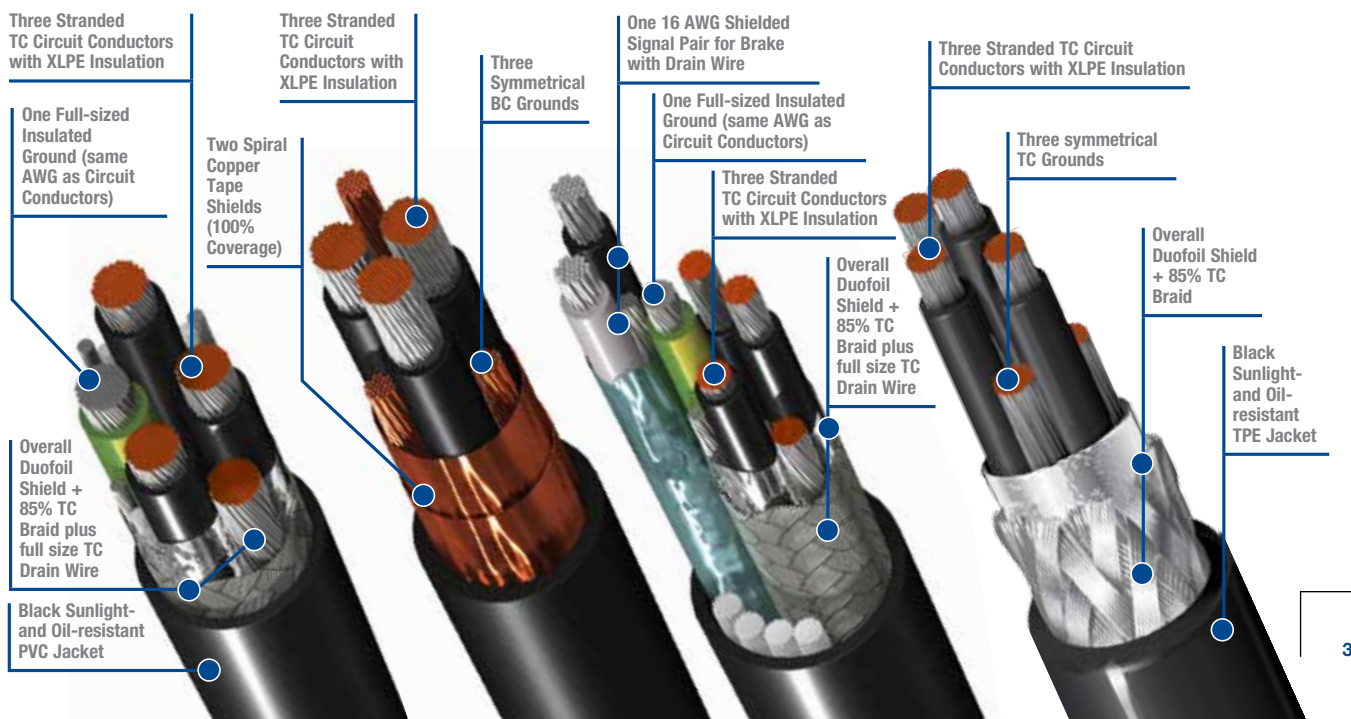
- Overall jackets provide more protection for the integrated signal pair
- Easier, lower cost installation than pulling the signal pair separately

### Applicable for Use With:

- Rockwell Automation AC drives
- AA Electric
- ABB
- Baldor
- Cutler-Hammer
- Emerson Process Management
- Fivestar Electric Motors
- General Electric
- Hitachi
- Magnetek
- Mitsubishi Electric Automation
- Motion Industries
- Quality Drive Systems
- Robicon
- Siemens
- Square D
- Toshiba
- TB Woods

### Belden VFD Cables versus Tray Cables or Single Conductor Products

- Superior radiated and conducted noise protection with robust shield and ground design
- XLPE insulation provides lower capacitance resulting in reduced voltage spikes and corona discharge
- Extended motor life
- Longer cable runs



## Belden Classic® 300% Ground Foil/Braid Design VFD Cable

Part No.	AWG	Cond. Stranding	Standard Lengths*		Standard Unit Wt.		Nominal OD		Maximum Pull Tension		Minimum Bend Radius	
			Ft.	m	Lbs.	kg	Inch	mm	Lbs.	N	Inch	mm
29500	16	26 x 30	1000††	304.8	185	83.9	0.53	13.46	128	570	4.3	109.2
29501	14	41 x 30	1000††	304.8	235	106.6	0.60	15.24	212	943	4.8	121.9
29502	12	65 x 30	1000††	304.8	298	135.2	0.65	16.51	336	1495	5.2	132.0
29503	10	105 x 30	1000††	304.8	396	179.6	0.69	17.53	592	2634	5.5	139.7
29504	8	7 x 19 x 29	1000††	304.8	680	308.4	0.93	23.62	768	3418	7.5	190.5
29505	6	7 x 19 x 27	1000††	304.8	906	411.3	1.02	25.91	1220	5429	8.2	203.2
29506	4	7 x 19 x 25	1000††	304.8	1227	556.6	1.16	29.46	1940	8633	9.3	236.2
29507	2	7 x 19 x 23	1000††	304.8	1766	801.0	1.31	33.27	3088	13742	10.8	273.1

††Final put-up may vary ±10% from length shown.

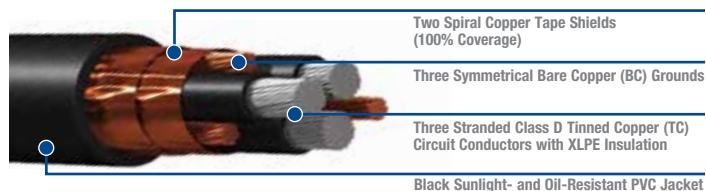


- 1000V UL Flexible Motor Supply
- 600V UL 1277 Type TC-ER
- 1000V UL 2277 Type WTTC
- 1000V CSA AWM I/II A/B FT4
- IEEE 1202
- UL Direct Burial
- XHHW-2, RHW-2 rated circuit conductors -14 AWG and larger
- 90°C Wet/Dry
- Suitable for Class I, II & III, Division 2 hazardous locations
- MSHA
- UL 1685 Vertical Tray Flame Test
- RoHS compliant
- CE approved
- C(UL) 600V Type CIC TC

## Belden Classic 100% Ground Symmetrical Design VFD Cable, Large AWG

Part No.	AWG	Cond. Stranding	Standard Lengths*		Standard Unit Wt.		Nominal OD		Maximum Pull Tension		Minimum Bend Radius	
			Ft.	m	Lbs.	kg	Inch	mm	Lbs.	N	Inch	mm
29528	1	7 x 19 x 22	1000†	304.8	1610	730.3	1.20	30.48	2650	11788	12.0	304.8
29529	1/0	7 x 19 x 21	1000†	304.8	2013	913.1	1.29	32.77	3537	15733	12.9	327.7
29530	2/0	7 x 19 x 20	1000†	304.8	2318	1051.4	1.40	35.56	4200	18682	14.0	355.6
29531	3/0	7 x 19 x 19	1000†	304.8	2708	1229.4	1.52	38.61	5025	22352	15.2	386.1
29532	4/0	7 x 19 x 18	500†	152.4	1717	778.8	1.68	42.67	6670	29670	16.8	426.7

†Final put-up may vary ± 5% from length shown.



- 1000V UL Flexible Motor Supply
- 600V UL 1277 Type TC-ER
- 1000V UL 2277 Type WTTC
- 1000V CSA AWM I/II A/B FT4
- IEEE 1202
- UL Direct Burial
- XHHW-2 rated circuit conductors
- 90°C Wet/Dry
- Suitable for Class I, II & III, Division 2 hazardous locations
- MSHA
- UL 1685 Vertical Tray Flame Test
- RoHS compliant
- CE approved
- C(UL) 600V Type RW90 TC



## Belden Classic 300% Ground Foil/Braid Design VFD Cable, Continuous Flex

Part No.	AWG	Cond. Stranding	Standard Lengths*		Standard Unit Wt.		Nominal OD		Maximum Pull Tension		Minimum Bend Radius		Minimum Bend Radius Cont. Flex	
			Ft.	m	Lbs.	kg	Inch	mm	Lbs.	N	Inch	mm	Inch	mm
29500F	16	65 x 34	1000	305	160 / 1000ft	73 / 305m	0.53	13.41	128	570	2.60	66.04	4.00	101.60
29501F	14	104 x 34	1000	305	190 / 1000ft	86 / 305m	0.59	14.91	212	943	2.90	73.66	4.40	111.76
29502F	12	7 x 24 x 34	1000	305	250 / 1000ft	113 / 305m	0.66	16.78	336	1495	3.30	83.82	5.00	127
29503F	10	7 x 37 x 34	1000	305	350 / 1000ft	159 / 305m	0.72	18.19	592	2634	3.60	91.44	5.40	137.16
29504F	8	4 x 41 x 30	1000	305	604 / 1000ft	274 / 305m	0.93	23.70	768	3418	4.70	119.38	7.00	177.8

Overall Duofoil Shield + 85% TC Braid plus full size TC Drain / Bare Ground

One Full-sized Insulated Ground (Same AWG as Circuit Conductors)

Three Stranded Tinned Copper (TC) Circuit Conductors with XLPE Insulation (Class M except 8AWG is Class K)

Black Sunlight- and Oil-resistant TPE Jacket

- 1000V UL Flexible Motor Supply
- 600V UL 1277 Type TC-ER
- 1000V UL 2277 Type WITC
- IEEE 1202
- UL Direct Burial
- XHHW-2 rated circuit conductors (14 AWG & larger)
- 90° C Wet/Dry
- C(UL) 600V Type CIC TC
- Oil Res I & II
- -40° C cold bend, IEC 60332-3-22 Cat A (flame test)
- Sunlight resistant
- Suitable for Class I, II & III, Division 2 hazardous locations
- UL 1685 Vertical Tray Flame Test
- RoHS compliant
- CE approved
- 10 million flexes - 16 through 8 SWG only
- NFPA79 Compliant for Continuous Flex

## Belden Classic 100% Ground Symmetrical Design, Foil/Braid VFD Cable, Extra Flexible

Part No.	AWG	Cond. Stranding	Standard Lengths*		Standard Unit Wt.		Nominal OD		Maximum Pull Tension		Minimum Bend Radius	
			Ft.	m	Lbs.	kg	Inch	mm	Lbs.	N	Inch	mm
29505F	6	7 x 37 x 30	1000	305	811 / 1000ft	368 / 305m	0.96	24.41	1220	5429	4.80	121.92
29506F	4	7 x 60 x 30	3000	915	1129 / 1000ft	512 / 305m	1.06	26.87	1940	8633	5.30	134.62
29507F	2	7 x 95 x 30	2000	610	1630 / 1000ft	739 / 305m	1.21	30.66	3088	13742	6.00	152.4

Overall Duofoil Shield + 85% TC Braid

Three Stranded Class K Tinned Copper (TC) Circuit Conductors with XLPE Insulation

Three symmetrical Tinned Copper (TC) 100% Grounds

Black Sunlight- and Oil-resistant TPE Jacket

- 1000V UL Flexible Motor Supply
- 600V UL 1277 Type TC-ER
- 1000V UL 2277 Type WITC
- IEEE 1202
- UL Direct Burial
- XHHW-2 rated circuit conductors (14 AWG & larger)
- 90° C Wet/Dry
- C(UL) 600V Type CIC TC
- Oil Res I & II
- -40° C cold bend, IEC 60332-3-22 Cat A (flame test)
- Sunlight resistant
- Suitable for Class I & II, Division 2 hazardous locations
- UL 1685 Vertical Tray Flame Test
- RoHS compliant
- CE approved

## Belden Classic 100% Ground Symmetrical Design VFD Cable, Extra Flexible

Part No.	AWG	Cond. Stranding	Standard Lengths*		Standard Unit Wt.		Nominal OD		Maximum Pull Tension		Minimum Bend Radius	
			Ft.	m	Lbs.	kg	Inch	mm	Lbs.	N	Inch	mm
29528F	1	19 x 44 x 30	3000	915	1439 / 1000ft	653 / 305m	1.24	31.57	2650	11788	6.20	157.48
29529F	1/0	19 x 56 x 30	2500	762	1843 / 1000ft	836 / 305m	1.29	32.82	3537	15733	6.50	165.1
29530F	2/0	7 x 7 x 27 x 30	2000	610	2148 / 1000ft	974 / 305m	1.50	38.18	4200	18682	7.50	190.5
29531F	3/0	7 x 7 x 31 x 30	1000	305	2538 / 1000ft	1152/305	1.62	41.15	5025	22352	8.10	205.74
29532F	4/0	7 x 7 x 43 x 30	1500	457	3264 / 1000ft	1480/305	1.85	46.96	5622	29671	9.20	233.68

Two Spiral Copper Tape Shields (100% Coverage)

Three symmetrical Tinned Copper (TC) 100% Grounds


Three Stranded Class K Tinned Copper (TC) Circuit Conductors with XLPE Insulation

Black Sunlight- and Oil- resistant TPE Jacket

- 1000V UL Flexible Motor Supply
- 600V UL 1277 Type TC-ER
- 1000V UL 2277 Type WITC
- IEEE 1202
- UL Direct Burial
- XHHW-2 rated circuit conductors (14 AWG & larger)
- 90° C Wet/Dry
- C(UL) 600V Type CIC TC
- Oil Res I & II
- -40° C cold bend, IEC 60332-3-22 Cat A (flame test)
- Sunlight resistant
- Suitable for Class I & II, Division 2 hazardous locations
- UL 1685 Vertical Tray Flame Test
- RoHS compliant
- CE approved

## Belden Classic 300% Ground Foil/Braid Design VFD Cable, with Signal Pair

Part No.	AWG	Cond. Stranding	Standard Lengths*		Standard Unit Wt.		Nominal OD		Maximum Pull Tension		Minimum Bend Radius	
			Ft.	m	Lbs.	kg	Inch	mm	Lbs.	N	Inch	mm
29510	Circuit Cond 16 Signal Pair 16	26 x 30	1000	304.8	324	147.0	0.75	19.05	272	1210	7.5	190.5
29511	Circuit Cond 14 Signal Pair 16	26 x 30	1000	304.8	340	154.2	0.82	20.83	368	1638	8.2	208.3
29512	Circuit Cond 12 Signal Pair 16	26 x 30	1000	304.8	438	198.7	0.90	22.86	527	2345	9.0	228.6
29513	Circuit Cond 10 Signal Pair 16	26 x 30	1000	304.8	563	255.4	0.99	25.15	718	3195	9.9	251.5




- 1000V UL Flexible Motor Supply
- 600V UL 1277 Type TC-ER
- 1000V CSA AWM I/II A/B FT4
- IEEE 1202
- UL Direct Burial
- XHHW-2, RHW-2 rated circuit conductors -14 AWG and larger
- 90°C Wet/Dry
- Suitable for Class I, II & III, Division 2 hazardous locations
- MSHA
- UL 1685 Vertical Tray Flame Test
- RoHS compliant
- CE approved
- C(UL) 600V Type CIC TC

\* Numerous put-up options available.

## Belden Classic Foil/Braid & Symmetrical VFD Cable, with Interlocked Armor

AWG Size	16	14	12	10	8	6	4	2	1	1/0	2/0	3/0	4/0
AL Armor Part Number	1229500	1229501	1229502	1229503	1229504	1229505	1229506	1229507	1229528	1229529	1229530	1229531	1229532
Steel Armor Part Number	1329500	1329501	1329502	1329503	1329504	1329505	1329506	1329507	1329528	1329529	1329530	1329531	1329532
Min. Order	1000	1000	1000	1000	1000	1000	1000	1000	1000	1000	1000	1000	1500
Max. Length	6000	5000	5000	5000	5000	3500	3000	2000	3000	2000	2000	2000	1500



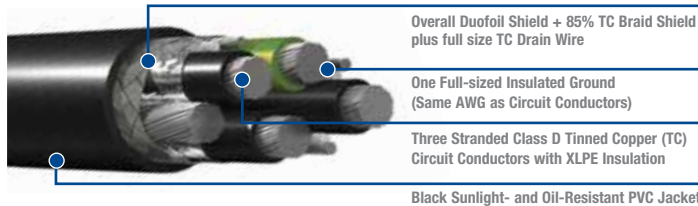
- 600V UL 1277 Type MC
- CSA FT4
- UL Direct Burial
- XHHW-2, RHW-2 rated circuit conductors (14 to 2 AWG)
- 90°C Wet/Dry
- Suitable for Class I & II, Division 2 hazardous locations
- IEEE 1202
- RoHS compliant
- CE approved



## Belden Classic 300% Ground Foil/Braid Design 2kV VFD Cable, Rated to 2000V

Part No.	AWG	Cond. Stranding	Standard Lengths*		Standard Unit Wt.		Nominal OD		Maximum Pull Tension		Minimum Bend Radius	
			Ft.	m	Lbs.	kg	Inch	mm	Lbs.	N	Inch	mm
29536	14	41 x 30	1000††	304.8	338	153.3	0.68	17.30	212	943	6.80	172.72
29537	12	65 x 30	1000††	304.8	401	181.9	0.72	18.30	336	1495	7.30	185.42
29538	10	105 x 30	1000††	304.8	481	218.2	0.79	20.10	592	2634	7.90	200.70
29539	8	7 x 19 x 29	1000††	304.8	754	342.0	0.96	24.40	768	3418	9.60	243.84
29540	6	7 x 19 x 27	1000††	304.8	926	420.0	1.07	26.92	1220	5429	10.60	269.24
29541	4	7 x 19 x 25	1000††	304.8	1284	582.4	1.21	30.50	1940	8633	12.10	307.34
29542	2	7 x 19 x 23	1000††	304.8	1756	796.5	1.36	34.54	3088	13742	13.60	345.44

††Final put-up may vary  $\pm 10\%$  from length shown.




- 1000V UL Flexible Motor Supply
- 2000V UL 1277 Type TC-ER
- 1000V UL 2277 Type WTTC
- 1000V CSA AWM I/II A/B FT4
- IEEE 1202
- UL Direct Burial
- XHHW-2, RHW-2 rated circuit conductors
- 90°C Wet/Dry
- Suitable for Class I, II & III, Division 2 hazardous locations
- UL 1685 Vertical Tray Flame Test
- RoHS compliant
- C(UL) 600V Type CIC TC

## Belden Classic 100% Ground Symmetrical Design 2KV VFD Cable, Large AWG (Rated 2000V)

Part No.	AWG	Cond. Stranding	Standard Lengths*		Standard Unit Wt.		Nominal OD		Maximum Pull Tension		Minimum Bend Radius	
			Ft.	m	Lbs.	kg	Inch	mm	Lbs.	N	Inch	mm
29543	1	7 x 19 x 22	1000†	304.8	1693.0	767.9	1.36	34.54	2650	11788	13.6	345.44
29544	1/0	7 x 19 x 21	1000†	304.8	2056.0	932.6	1.45	36.83	3537	15733	14.5	368.3
29545	2/0	7 x 19 x 20	1000†	304.8	2389.0	1083.6	1.56	39.62	4200	18682	15.6	396.24
29546	3/0	7 x 19 x 19	1000†	304.8	2989.0	1355.8	1.75	44.50	5025	22352	17.5	444.5
29547	4/0	7 x 19 x 18	500†	152.4	1902.5	863.0	1.88	47.80	6670	29670	18.8	477.52

†Final put-up may vary  $\pm 5\%$  from length shown.

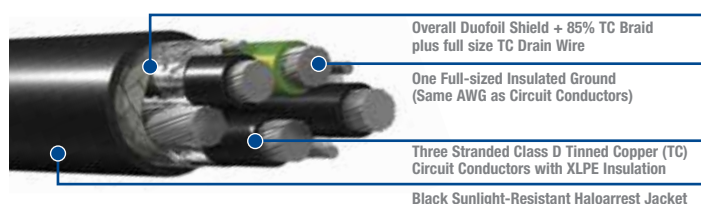


- 1000V UL Flexible Motor Supply
- 2000V UL 1277 Type TC-ER
- 1000V UL 2277 Type WTTC
- 1000V CSA AWM I/II A/B FT4
- IEEE 1202
- UL Direct Burial
- XHHW-2, RHW-2 rated circuit conductors
- 90°C Wet/Dry
- Suitable for Class I, II & III, Division 2 hazardous locations
- UL 1685 Vertical Tray Flame Test
- RoHS compliant
- CE approved
- C(UL) 2000V Type RW90 TC

## Belden Classic 300% Ground Foil/Braid Design VFD Cable, Low Smoke Zero Halogen

Part No.	AWG	Cond. Stranding	Standard Lengths*		Standard Unit Wt.		Nominal OD		Maximum Pull Tension		Minimum Bend Radius	
			Ft.	m	Lbs.	kg	Inch	mm	Lbs.	N	Inch	mm
29500T	16	26 x 30	1000††	304.8	191.0	86.6	.53	13.46	128	570	4.3	109.2
29501T	14	41 x 30	1000††	304.8	243.0	110.2	.60	15.24	212	943	4.8	121.9
29502T	12	65 x 30	1000††	304.8	306.0	138.8	.65	16.51	336	1495	5.2	132.0
29503T	10	105 x 30	1000††	304.8	405.0	183.7	.69	17.53	592	2634	5.5	139.7
29504T	8	7 x 19 x 29	1000††	304.8	696.0	315.7	.93	23.62	768	3418	7.5	190.5
29505T	6	7 x 19 x 27	1000††	304.8	924.0	419.1	1.02	25.91	1220	5429	8.2	203.2
29506T	4	7 x 19 x 25	1000††	304.8	1248.0	566.1	1.16	29.46	1940	8633	9.3	236.2
29507T	2	7 x 19 x 23	1000††	304.8	1789.0	811.5	1.31	33.27	3088	13742	10.8	273.1

††Final put-up may vary ±10% from length shown.

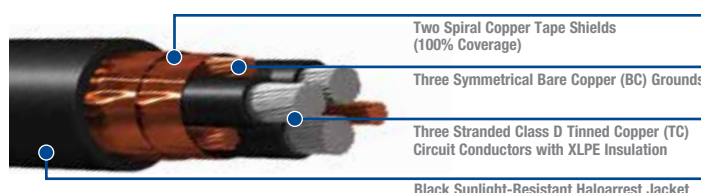


- 1000V UL Flexible Motor Supply
- 600V UL 1277 Type TC-ER
- 1000V UL 2277 Type WTTC
- 1000V CSA AWM I/II A/B FT4
- IEEE 1202
- UL Direct Burial
- XHHW-2, RHW-2 rated circuit conductors -14 AWG and larger
- 90°C Wet/Dry
- Suitable for Class I, II & III, Division 2 hazardous locations
- MSHA
- UL 1685 Vertical Tray Flame Test
- RoHS compliant
- CE approved

## Belden Classic 100% Ground Symmetrical Design VFD Cable, Large AWG (Low Smoke Zero Halogen)

Part No.	AWG	Cond. Stranding	Standard Lengths*		Standard Unit Wt.		Nominal OD		Maximum Pull Tension		Minimum Bend Radius	
			Ft.	m	Lbs.	kg	Inch	mm	Lbs.	N	Inch	mm
29528T	1	7 x 19 x 22	1000†	304.8	1621	735.3	1.20	30.48	2650	11788	12.0	304.8
29529T	1/0	7 x 19 x 21	1000†	304.8	2025	918.5	1.29	32.77	3537	15733	12.9	327.7
29530T	2/0	7 x 19 x 20	1000†	304.8	2331	1057.3	1.40	35.56	4200	18682	14.0	355.6
29531T	3/0	7 x 19 x 19	1000†	304.8	2722	1234.7	1.52	38.61	5025	22352	15.2	386.1
29532T	4/0	7 x 19 x 18	500†	152.4	1725	782.4	1.68	42.67	6670	29670	16.8	426.7

†Final put-up may vary ± 5% from length shown.




- 1000V UL Flexible Motor Supply
- 600V UL 1277 Type TC-ER
- 1000V UL 2277 Type WTTC
- 1000V CSA AWM I/II A/B FT4
- IEEE 1202
- UL Direct Burial
- XHHW-2 rated circuit conductors
- 90°C Wet/Dry
- Suitable for Class I, II & III, Division 2 hazardous locations
- MSHA
- UL 1685 Vertical Tray Flame Test
- RoHS compliant
- CE approved



## Belden Symmetrical Design VFD Cable Basics

Part No.	AWG	Cond. Stranding	Standard Lengths*		Standard Unit Wt.		Nominal OD		Maximum Pull Tension		Minimum Bend Radius	
			Ft.	m	Lbs.	kg	Inch	mm	Lbs.	N	Inch	mm
29520C	16	7 x 24	1000††	304.8	122.0	55.3	0.39	10.01	107	476	4.0	101.6
29521C	14	7 x 22	1000††	304.8	142.0	64.4	0.43	10.80	162	721	4.3	108.0
29522C	12	7 x 20	1000††	304.8	182.0	82.6	0.46	11.68	258	1148	4.6	116.8
29523C	10	7 x 18	1000††	304.8	274.0	124.3	0.51	12.85	444	1975	5.1	129.5
29524C	8	7 x 16	1000††	304.8	425.0	192.8	0.65	16.41	576	2562	6.5	165.1
29525C	6	7 x 14	1000††	304.8	553.0	250.8	0.72	18.39	915	4070	7.3	185.4
29526C	4	7 x 12	1000††	304.8	602.0	273.1	0.83	20.96	1450	6450	8.3	209.6
29527C	2	7 x 10	1000††	304.8	1105.0	501.2	0.99	25.25	2300	10231	10.0	254.0
29528C	1	19 x 14	1000†	304.8	1314.0	596.0	1.13	28.65	2650	11788	11.5	292.1
29529C	1/0	19 x 13	1000†	304.8	1590.0	721.2	1.21	30.84	3537	15733	12.3	311.1
29530C	2/0	19 x 12	1000†	304.8	1885.0	855.0	1.31	33.25	4200	18682	13.3	336.6
29531C	3/0	19 x 11	1000†	304.8	2301.0	1043.7	1.42	36.04	5025	22352	14.3	362.0
29532C	4/0	19 x 10	500†	152.4	1420.5	644.3	1.54	39.04	6670	29670	15.5	393.7

†Final put-up may vary  $\pm$  5% from length shown.  
 †† Final put-up may vary  $\pm$  10% from length shown.

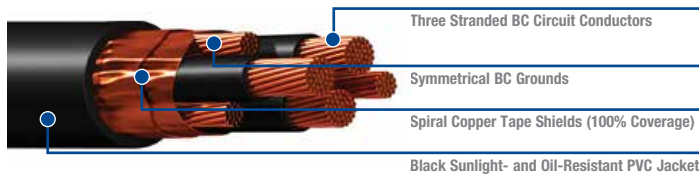


- 600V UL 1277 Type TC-ER
- 1000V CSA AWM I/II A/B FT4
- IEEE 1202
- UL Direct Burial
- XHHW-2 rated circuit conductors
- 90°C Wet/Dry
- Suitable for Class I, II & III, Division 2 hazardous locations
- UL 1685 Vertical Tray Flame Test
- RoHS compliant
- CE approved

\* Numerous put-up options available.

## Belden Symmetrical Design VFD Cable, 250, 350 and 500 MCM with Dual Copper Tape Shield

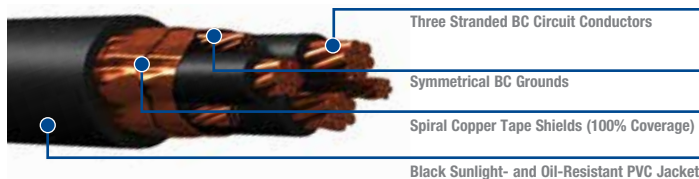
Part No.	AWG	Cond. Stranding	Standard Lengths*		Standard Unit Wt.		Nominal OD		Maximum Pull Tension		Minimum Bend Radius	
			Ft.	m	Lbs.	kg	Inch	mm	Lbs.	N	Inch	mm
29533	250 MCM	37 x .0822	2300	701	9379	4254	1.91	48.56	6000	26688	34.4	873.8
29534	350 MCM	37 x .0973	1750	533	9601	4355	2.13	54.18	8400	37363	38.4	975.4
29535	500 MCM	37 x .1162	1300	396	9574	4343	2.41	61.16	12000	53376	43.4	1102.4



- 2000V UL 1277 TC-ER
- 1000 CSA C22.2 # 230 Type TC
- IEEE 1202
- UL Direct Burial
- RHW-2 Et RW90 Circuit Conductors
- 90°C Wet/Dry
- CSA FT4
- XLP Insulation
- Sunlight and Oil Resistant
- Black PVC Jacket
- RoHS Compliant

## Belden CSA VFD Cable, 14 to 4/0 AWG with Dual Copper Tape Shield

Part No.	AWG	Cond. Stranding	Standard Lengths*		Standard Unit Wt.		Nominal OD		Maximum Pull Tension		Minimum Bend Radius	
			Ft.	m	Lbs.	kg	Inch	mm	Lbs.	N	Inch	mm
29550C	14	7 x 22	1000	304.8	134	60.8	0.43	10.92	162	75	4.3	109.2
29551C	12	7 x 20	1000	304.8	146	66.2	0.46	11.68	258	117	4.6	116.8
29552C	10	7 x 18	1000	304.8	238	107.9	0.51	12.95	444	201	5.1	129.5
29553C	8	7 x 16	1000	304.8	340	154.2	0.65	16.51	576	261	6.5	165.1
29554C	6	7 x 14	1000	304.8	468	212.3	0.72	18.28	915	415	7.3	185.4
29555C	4	7 x 12	1000	304.8	517	234.5	0.83	21.08	1450	658	8.3	210.8
29556C	2	7 x 10	1000	304.8	984	446.3	0.99	25.15	2300	1043	10.0	254.0
29557C	1	19 x 14	1000	304.8	1193	541.1	1.13	28.70	2650	1202	11.5	292.1
29558C	1/0	19 x 13	1000	304.8	1439	652.7	1.21	30.73	3537	1604	12.3	312.4
29559C	2/0	19 x 12	1000	304.8	1734	786.5	1.31	33.27	4200	1905	13.3	337.8
29560C	3/0	19 x 11	1000	304.8	2150	975.2	1.42	36.07	5025	2279	14.3	363.2
29561C	4/0	19 x 10	1000	304.8	2599	1178.9	1.54	39.12	6670	3025	15.5	393.7



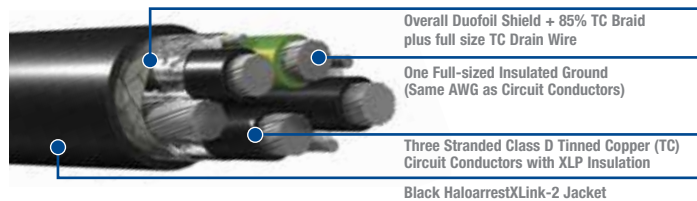
- 1000V CSA TC
- CSA C22.2 #230
- CSA C22.2 #38
- CSA FT-4
- IEEE 1202
- Direct Burial
- RW90 Rated Circuit Conductors
- 90°C Wet/Dry
- XLP Insulation
- Sunlight and Oil Resistant
- Black PVC Jacket
- RoHS Compliant



## Marine Certified Belden Classic 300% Ground Foil/Braid Design VFD Cable, Thermoset Low Smoke Zero Halogen Jacket

Part No.	AWG	Cond. Stranding	Standard Lengths*		Standard Unit Wt.		Nominal OD		Maximum Pull Tension		Minimum Bend Radius	
			Ft.	m	Lbs.	kg	Inch	mm	Lbs.	N	Inch	mm
29500X	16	26 x 30	1000††	304.8	191.0	86.6	.53	13.46	128	570	4.3	109.2
29501X	14	41 x 30	1000††	304.8	243.0	110.2	.60	15.24	212	943	4.8	121.9
29502X	12	65 x 30	1000††	304.8	306.0	138.8	.65	16.51	336	1495	5.2	132.0
29503X	10	105 x 30	1000††	304.8	405.0	183.7	.69	17.53	592	2634	5.5	139.7
29504X	8	7 x 19 x 29	1000††	304.8	696.0	315.7	.93	23.62	768	3418	7.5	190.5
29505X	6	7 x 19 x 27	1000††	304.8	924.0	419.1	1.02	25.91	1220	5429	8.2	203.2
29506X	4	7 x 19 x 25	1000††	304.8	1248.0	566.1	1.16	29.46	1940	8633	9.3	236.2
29507X	2	7 x 19 x 23	1000††	304.8	1789.0	811.5	1.31	33.27	3088	13742	10.8	273.1

††Final put-up may vary ±10% from length shown.



- 1000V UL Flexible Motor Supply
- 600V UL 1277 Type TC-ER
- CSA FT4
- IEEE 1202
- UL Oil Res 2 Et IEC 60811-2-1 Hydrocarbon resistant
- UL 1685 Vertical Tray Flame Test
- XHHW-2, RHW-2 rated circuit conductors -14 AWG and larger
- 90° C Wet/Dry
- -40° C cold bend, IEC 60332-3-22 Cat A (flame test)
- Suitable for Class I, II & III, Division 2 hazardous locations
- IEC 60754-1,-2 (acid gas emissions)
- MSHA (pending approval)
- RoHS compliant
- CE approved
- Marine approvals: ABS, DNV, UL 1309, IEEE 45, IEEE1580 Type P

## Marine Certified Belden Classic 100% Ground Symmetrical Design VFD Cable, Large AWG (Thermoset Low Smoke Zero Halogen Jacket)

Part No.	AWG	Cond. Stranding	Standard Lengths*		Standard Unit Wt.		Nominal OD		Maximum Pull Tension		Minimum Bend Radius	
			Ft.	m	Lbs.	kg	Inch	mm	Lbs.	N	Inch	mm
29528X	1	7 x 19 x 22	1000†	304.8	1621	735.3	1.20	30.48	2650	11788	12.0	304.8
29529X	1/0	7 x 19 x 21	1000†	304.8	2025	918.5	1.29	32.77	3537	15733	12.9	327.7
29530X	2/0	7 x 19 x 20	1000†	304.8	2331	1057.3	1.40	35.56	4200	18682	14.0	355.6
29531X	3/0	7 x 19 x 19	1000†	304.8	2722	1234.7	1.52	38.61	5025	22352	15.2	386.1
29532X	4/0	7 x 19 x 18	500†	152.4	1725	782.4	1.68	42.67	6670	29670	16.8	426.7

†Final put-up may vary ± 5% from length shown.



- 1000V UL Flexible Motor Supply
- 600V UL 1277 Type TC-ER
- CSA FT4
- IEEE 1202
- UL Oil Res 2 Et IEC 60811-2-1 Hydrocarbon resistant
- UL 1685 Vertical Tray Flame Test
- XHHW-2, rated circuit conductors
- -40° C cold bend, IEC 60332-3-22 Cat A (flame test)
- 90° C Wet/Dry
- Suitable for Class I, II & III, Division 2 hazardous locations
- IEC 60754-1,-2 (acid gas emissions)
- MSHA (pending approval)
- RoHS compliant
- CE approved
- Marine approvals: ABS, DNV, UL 1309 Type, IEEE 45, IEEE1580 Type P

**GLOBAL LOCATIONS**

For Worldwide Sales and  
Technical Support, Visit:  
[www.belden.com](http://www.belden.com)



**UNITED STATES**

**Division Headquarters – Americas**

2200 U.S. Highway 27 South  
Richmond, IN 47374  
**Phone: 765-983-5200**  
Inside Sales: 800-235-3361  
Fax: 765-983-5294  
info@belden.com  
www.belden.com

**Belden**

2200 U.S. Highway 27 South  
Richmond, IN 47374  
**Inside Sales:**  
**1-800-BELDEN-1**  
(1-800-235-3361)  
**Phone: 765-983-5200**  
Fax: 765-983-5294  
info@belden.com

**Industrial Networking**  
(Hirschmann and GarrettCom)

47823 Westinghouse Drive  
Fremont, CA 94539, USA  
**Phone: 510-438-9071**  
Fax: 510-952-3456  
www.belden.com/  
industrialnetworking

**Lumberg Automation**

1540 Orchard Drive  
Chambersburg, PA 17201  
**Phone: 717-217-2200**  
Fax: 717-217-2279  
info.lumberg@belden.com  
www.lumberg-automationusa.com

**CANADA**

**National Business Center**

2280 Alfred-Nobel  
Suite 200  
Saint-Laurent, QC  
Canada H4S 2A4  
**Phone: 514-822-2345**  
Fax: 514-822-7979

**LATIN AMERICA and  
the CARIBBEAN  
ISLANDS**

**Regional Office**

6100 Hollywood Boulevard  
Suite 110  
Hollywood, Florida 33024  
**Phone: 954-987-5044**  
Fax: 954-987-8022  
salesla@belden.com

**EUROPE/MIDDLE  
EAST/AFRICA**

**Division Headquarters – EMEA**

Edisonstraat 9  
5928 PG Venlo, 5900 AA,  
Postbus 9  
The Netherlands  
**Phone: +31-773-878-555**  
Fax: +31-773-878-448  
venlo.salesinfo@belden.com  
www.beldenemea.com

**Regional Offices**

Manchester International Office  
Centre, Suite 13  
Styal Road  
Manchester M22 5WB  
United Kingdom  
**Phone: +44 -61-4983749**  
Fax: +44-161-4983762  
manchestersalesinfo@  
belden.com

Location Neckartenzlingen-  
Stuttgarter Straße 45-51  
72654 Neckartenzlingen  
Germany  
**Phone: +49-(0)-712714-0**  
Fax: +44-161-4983762  
Fax: +49-(0)-7127 / 14-1313  
inet-sales@belden.com

**ASIA-PACIFIC**

**Division Headquarters – APAC**

7/F Harbour View 2  
16 Science Park East Avenue  
Hong Kong Science Park  
Shatin, Hong Kong  
**Phone: 852-2955-0128**  
Fax: 852-2907-6933  
hongkong.sales@belden.com

**Regional Offices**

Unit 301 No. 19 Building,  
1515 Gu Mei Road  
Caohejing High-tech Park  
Shanghai 200233  
People's Republic of China  
**Phone: 021-54452388**  
Fax: 021-54452366/77  
hongkong.sales@belden.com

101 27 International Business  
Park #05-01 iQuest @ IBP  
Singapore 609924  
**Phone: 65-6879-9800**  
Fax: 65-6251-5010  
singapore.sales@belden.com