





Contents	Page
Hand crimping tools for Han® standard contacts.....	Han 90.4
Hand crimping tools for fibre optic contacts.....	Han 90.10
Hand crimping tools for Han-Fast® Lock contacts.....	Han 90.11
Hand crimping tools for wire end ferrules.....	Han 90.12
Hand crimping tools for D-Sub contacts.....	Han 90.13
Hand crimping tools for coaxial contacts.....	Han 90.14
Pneumatic crimping tool for Han® standard contacts.....	Han 90.16
Battery crimping cool for Han® standard contacts.....	Han 90.17
Hydraulic crimping tools for Han® TC high current contacts.....	Han 90.18
Crimping machine TC-C01.....	Han 90.20
Crimping machine TK-M.....	Han 90.22
Crimping machine BK.....	Han 90.24
Hydraulic Punch Driver.....	Han 90.26
Assembly tools.....	Han 90.27
Removal tools.....	Han 90.31
Stripping tools.....	Han 90.34

Overview Han® crimping tools







Tools

Crimp contacts Series	Part number				mm ²	AWG	Crimping tools							Tools
	male contact silver plated	female contact silver plated	male contact gold plated	female contact gold plated			09 99 000 0888	09 99 000 0110	09 99 000 0021	09 99 000 0001	09 99 000 0377	09 99 000 0990	20 99 000 1035	
Han D® Signal contacts 09 15 000 	6107	6207	6127	6227	0.14 - 0.37	26 - 22	x			x				09 99 000 0012
	6104	6204	6124	6224			x	x	x			x		
	6103	6203	6123	6223	0.5	20	x	x	x	x		x		
	6105	6205	6125	6225	0.75	18	x	x	x	x		x		
	6102	6202	6122	6222	1.0	18	x	x	x	x		x		
	6101	6201	6121	6221	1.5	16	x	x	x	x		x		
	6106	6206	6126	6226	2.5	14	x			x				
Han D® F.O. contacts 20 10 001	Male contact 3211 3212 / 3213		Female contact 3221 3222		1 mm POF								x	
Han E® Power contacts 09 33 000 	6127	6227	6117	6217	0.14 - 0.37	26 - 22	x			x			09 99 000 0319	
	6121	6220	6122	6222	0.5	20	x	x	x	x		x		
	6114	6214	6115	6215	0.75	18	x	x	x	x		x		
	6105	6205	6118	6218	1.0	18	x	x	x	x		x		
	6104	6204	6116	6216	1.5	16	x	x	x	x		x		
	6102	6202	6123	6223	2.5	14	x	x	x	x		x		
	6106	6206			3.0	12	x	x		x		x		
	6107	6207	6119	6221	4.0	12	x	x		x		x		
Han E® F.O. contacts 20 10 001	Male contact 3311		Female contact 3321		1 mm POF								x	
Han® C Power contacts 09 32 000 	6104	6204			1.5	16	x	x		x		x	09 99 000 0305 09 99 000 0381	
	6105	6205			2.5	14	x	x		x		x		
	6107	6207			4.0	12	x	x		x		x		
	6108	6208			6.0	10				x				
	6109	6209			10.0	8				x				
Han-Yellock® Power contacts 11 05 000 	6101	6201	6121	6221	0.14 - 0.37	26 - 22	x			x			09 99 000 0319	
	6102	6202	6122	6222	0.5	20	x	x	x	x				
	6103	6203	6123	6223	0.75	18	x	x	x	x				
	6104	6204	6124	6224	1.0	18	x	x	x	x				
	6105	6205	6125	6225	1.5	16	x	x	x	x				
	6106	6206	6126	6226	2.5	14	x	x	x	x				
	6107	6207	6127	6227	3.0	12	x	x		x				
	6108	6208	6128	6228	4.0	12	x	x		x				
Description														
Locator Han D®	09 99 000 0311									x				
Locator Han E®	09 99 000 0310									x				
Locator Han® C	09 99 000 0308									x				
Locator Han-Yellock®	09 99 000 0341							x						
	09 99 000 0343								x					
	09 99 000 0342									x				

Overview Han® crimping tools



Crimp contacts Series	Part number				mm ²	AWG	Crimping machines									
	male contact silver plated	female contact silver plated	male contact gold plated	female contact gold plated			09 99 000 0314	09 99 000 0307	09 98 000 6901 1)	09 98 000 6902 1)	09 98 000 6903 1)	09 98 000 6907 1)	09 98 000 9001	09 98 000 9002	09 98 000 9003	
Han D® Signal contacts 09 15 000 	6107	6207	6127	6227	0.14 - 0.37	26 - 22	x		x ²⁾				x			
	6103	6203	6123	6223	0.5	20	x		x				x			
	6105	6205	6125	6225	0.75	18	x		x				x			
	6102	6202	6122	6222	1.0	18	x		x				x			
	6101	6201	6121	6221	1.5	16	x		x				x			
	6106	6206	6126	6226	2.5	14			x				x			
Han E® Power contacts 09 33 000 	6127	6227	6117	6217	0.14 - 0.37	26 - 22	x			x ²⁾					x	
	6121	6220	6122	6222	0.5	20	x			x					x	
	6114	6214	6115	6215	0.75	18	x			x					x	
	6105	6205	6118	6218	1.0	18	x			x					x	
	6104	6204	6116	6216	1.5	16	x			x					x	
	6102	6202	6123	6223	2.5	14	x			x					x	
	6106	6206			3.0	12	x			x					x	
6107	6207	6119	6221	4.0	12	x			x					x		
Han-Yellock® Power contacts 11 05 000 	6101	6201	6121	6221	0.14 - 0.37	26 - 22							x			
	6102	6202	6122	6222	0.5	20							x			
	6103	6203	6123	6223	0.75	18							x			
	6104	6204	6124	6224	1.0	18							x			
	6105	6205	6125	6225	1.5	16							x			
	6106	6206	6126	6226	2.5	14							x			
	6107	6207	6127	6227	3.0	12							x ³⁾			
	6108	6208	6128	6228	4.0	12							x ³⁾			
Han® C Power contacts 09 32 000 	6104	6204			1.5	16	x	x			x					x
	6105	6205			2.5	14	x	x			x					x
	6107	6207			4.0	12	x	x			x					x
	6108	6208			6.0	10		x			x					x
	6109	6209			10.0	8		x								x

Tools

1) TK-M basic machine 09 98 000 6900 is required
 2) depending on the wire
 3) only with modification 09 98 503 6900




Tools

Details

The high end tool with best performance.

Details

for wire gauges from 0.14 und 0.25 mm² please use the contacts 09 15 000 6107, 6207, 6127 or 6227.

Identification	Conductor cross-section (mm ²)	Part number	
Crimping tool, Han D®: 0.14 ... 2.5 mm ² , Han E®: 0.14 ... 4 mm ² , Han-Yellok®: 0.14 ... 4 mm ² , Han® C: 1.5 ... 4 mm ² , Pack contents: incl. locator, Handling instruction		09 99 000 0888	
Check gauge, for crimping tool 09 99 000 0888, for optional testing		09 99 000 0889	
Locator, Spare part, for crimping tool 09 99 000 0888		09 99 000 0887	
Locator, Han E®, Relay contacts	0.14 ... 4	09 99 000 0978	

Details

for wire gauges from 0.14 und 0.25 mm² please use the contacts 09 15 000 6107, 6207, 6127 or 6227.

Identification	Conductor cross-section (mm ²)	Part number	
Crimping tool, Han D®: 0.14 ... 2.5 mm ² , Han E®: 0.14 ... 4 mm ² , Han- <i>Yellock</i> ®: 0.14 ... 4 mm ² , Han® C: 1.5 ... 4 mm ² Please order locator separately.	0.14 ... 4	09 99 000 0001	
Locator, Han D®	0.14 ... 2.5	09 99 000 0311	
Locator, Han E®	0.14 ... 4	09 99 000 0310	
Locator, Han® C	1.5 ... 4	09 99 000 0308	
Locator, Han E®, Relay contacts	0.14 ... 4	09 99 000 0345	
Adjustment gauge, for four-indent crimping tools, Han D®, Han E®, Han® C, Han- <i>Yellock</i> ®		09 99 000 0379	

Tools



Details

Robust allrounder with very good performance.

Identification	Conductor cross-section (mm ²)	Part number	
Crimping tool, Han D®: 0.14 ... 1.5 mm ² , Han E®: 0.5 ... 4 mm ² , Han- <i>Yellock</i> ®: 0.5 ... 4 mm ² , Han® C: 1.5 ... 4 mm ² , Pack contents: Locator Han® C, Locator Han E®, Locator Han D®, Please order Han- <i>Yellock</i> ® separately.	0.14 ... 4	09 99 000 0110	
Locator, Han- <i>Yellock</i> ®		09 99 000 0341	
Locator, Spare part, Han D®, Han E®, Han® C		09 99 000 0376	

Details

The service tool for on-site maintenance.

Identification	Conductor cross-section (mm ²)	Part number	
Service crimping tool, Han D®: 0.14 ... 1.5 mm ² , Han E®: 0.5 ... 2.5 mm ² , Han- <i>Yellock</i> ®: 0.5 ... 2.5 mm ² , Pack contents: incl. locator, Please order Han- <i>Yellock</i> ® separately.	0.14 ... 2.5	09 99 000 0021	
Locator, Han- <i>Yellock</i> ®		09 99 000 0343	
Locator, Spare part, Han D®, Han E®		09 99 000 0022	

Details

The professional tool for big cross-sections.

Identification	Conductor cross-section (mm ²)	Part number
Crimping tool, Han® C: 4 ... 10 mm ² , Pack contents: incl. locator	4 ... 10	09 99 000 0377
Locator, Spare part, for part number 09 99 000 0377, Han® C: 4 ... 10 mm ²		09 99 000 0963
Locator, for part number 09 99 000 0377, Han® HsB: 4 ... 10 mm ²		09 99 000 0985



Details

The professional tool for crimping Han® HsB contacts.

Identification	Conductor cross-section (mm ²)	Part number
Crimping tool, Han® HsB: 1.5 ... 4 mm ² , Pack contents: incl. locator	1.5 ... 4	09 99 000 0986



Identification

Part number

Crimping tool,
for FO connector (glass fibre),
SC, F-SMA F-ST,
A/F 3.8 mm, A/F 4.3 mm, A/F 4.95 mm
for crimping of the strain relief

20 99 000 1031



Crimping tool,
for FO connector (plastic fibre),
SC, F-SMA F-ST,
A/F 3 mm, A/F 4.95 mm, A/F 6.5 mm
for crimping of the strain relief



20 99 000 1033



Crimping tool,
for following 1 mm POF contacts,
Han D®, Han E®, DIN 41626, Ferrule, F-SMA, -ST

20 99 000 1035



Identification	Conductor cross-section (mm ²)	Part number	
Crimping tool, Angled, for Han-Fast® Lock single contact	1.5 ... 2.5 4 ... 10	09 99 000 0876 09 99 000 0877	
Crimping tool, for Han-Fast® Lock single contact, incl. locator	1.5 ... 2.5 4 ... 10	09 99 000 0881 09 99 000 0831	

Details

The tool for the professional processing of wire end ferrules according to DIN 46228.


Identification	Conductor cross-section (mm ²)	Part number
----------------	--	-------------





Crimping tool, for wire end ferrules, acc. to DIN 46228	0.14 ... 2.5	09 99 000 0970
	4 ... 16	09 99 000 0971



Identification	Conductor cross-section (mm ²)	Part number	
Crimping tool, for 500 bandoliered standard contacts	0.09 ... 0.56	09 99 000 0169	
Crimping tool, for single stamped D-Sub contact	0.09 ... 0.56	09 99 000 0175	
Crimping tool, for turned male and female contact, 4 indent crimp in acc. to MIL 22 520/2-01	0.09 ... 0.82	09 99 000 0501	
Locator, for single D-Sub standard contacts		09 99 000 0531	
Locator, for single D-Sub standard contacts, 09 93 000 5576 + 09 93 000 5476		09 99 000 0897	

Tools

Identification	Conductor cross-section (mm ²)	Part number	
Crimping tool, for turned male and female contact, 4 indent crimp in acc. to MIL 22 520/2-01	0.09 ... 0.82	09 99 000 0501	
D-Sub, Locator, for inner contact die		09 99 000 0507	 <p data-bbox="963 1193 1305 1263"> Contacts 09 69 182 x140 + 09 69 282 x140 09 69 182 x230 + 09 69 282 x230 </p>

Identification	Part number	
<p>Crimping tool, for coaxial contact, acc. to DIN 41626, for outer ferrule Please order crimp dies separately.</p>	<p>09 99 000 0503</p>	
<p>Crimp die, for D-Sub</p>	<p>09 99 000 0508</p>	 <p>Contacts 09 69 182 x140 + 09 69 282 x140 09 69 182 x230 + 09 69 282 x230 09 69 181 x140 + 09 69 281 x140 09 69 181 x141 + 09 69 281 x141 09 69 181 x230 + 09 69 281 x230</p>
<p>Crimp die, for D-Sub mixed</p>	<p>09 99 000 0515</p>	 <p>Contacts 09 69 181 x143 + 09 69 281 x143</p>
<p>Crimping tool, Crimp die included, for coaxial contact, acc. to DIN 41626</p>	<p>09 99 000 0194</p>	 <p>Contacts 09 14 000 6211 + 09 14 000 6111 09 14 000 6221 + 09 14 000 6121</p>

Identification

Part number

Pneumatic crimping tool,
Han D®: 0.14 ... 2.5 mm²,
Han E®: 0.14 ... 4 mm²,
Han® C: 1.5 ... 4 mm²,

09 99 000 0314

Pack contents:
In plastic case,
Locator Han® C,
Locator Han E®,
Locator Han D®,
Adjustment gauge,
Pneumatic tube,
Operating instructions



Pneumatic crimping tool,
Han® C: 1.5 ... 10 mm²,

09 99 000 0307

Pack contents:
In plastic case,
Locator Han® C,
Pneumatic tube,
Operating instructions,
Adjustment gauge



Table fixing,
for part number 09 99 000 0307 and 09 99 000 0314

09 99 000 0309



Foot switch,
for part number 09 99 000 0307 and 09 99 000 0314

09 99 000 0347



Details




Fast, light, efficient – that's what crimping is all about today.

Identification	Conductor cross-section (mm ²)	Part number	
Battery crimping tool set, Han D [®] : 0.14 ... 1.5 mm ² , Han E [®] : 0.5 ... 4 mm ² , Han [®] C: 1.5 ... 4 mm ² , Pack contents: Locator Han [®] C, Locator Han E [®] , Locator Han D [®] , Power supply	0.14 ... 4	09 99 000 0990	
Locator, Spare part, Han D [®] , for part number 09 99 000 0990	0.14 ... 1.5	09 99 000 0991	
Locator, Spare part, Han E [®] , for part number 09 99 000 0990	0.5 ... 4	09 99 000 0992	
Locator, Spare part, Han [®] C, for part number 09 99 000 0990	1.5 ... 4	09 99 000 0993	
Additional battery, for part number 09 99 000 0990		09 99 000 0994	

Tools

Specifications and approvals




DIN 46235

Identification	Conductor cross-section (mm ²)	Part number	Drawing (dimensions in mm)
Battery hydraulic tool, Pressing force 60 kN, Crimp die acc. to DIN 46235 with pressing width 9 mm	10 ... 70	09 99 000 0850	
Hand hydraulic crimping tool, Pressing force 60 kN, Crimp die acc. to DIN 46235 with pressing width 9 mm	10 ... 70	09 99 000 0851	
Crimp die, for 60 kN tool, Pack contents: Supplied as a pair	10 16 25 35 50 70	09 99 000 0852 09 99 000 0853 09 99 000 0854 09 99 000 0855 09 99 000 0856 09 99 000 0857	

Cross-section	Pressing width	Identification	Contacts
10 mm ²	9 mm	6	TC 70, TC 100, TC 250
16 mm ²	9 mm	8	TC 70, TC 100, TC 200, TC 250
25 mm ²	9 mm	10	TC 70, TC 100, TC 200, TC 250, TC 350
35 mm ²	9 mm	12	TC 100, TC 200, TC 250, TC 350
50 mm ²	9 mm	14	TC 200, TC 250, TC 350
70 mm ²	9 mm	16	TC 200, TC 250, TC 350, TC 650

Specifications and approvals

DIN 46235

Identification	Conductor cross-section (mm ²)	Part number	Drawing (dimensions in mm)																																																
Battery hydraulic tool, Pressing force 120 kN, Crimp die acc. to DIN 46235 with pressing width 10 ... 14 mm	10 ... 240	09 99 000 0860																																																	
Hand hydraulic crimping tool, Pressing force 120 kN, Crimp die acc. to DIN 46235 with pressing width 10 ... 14 mm	10 ... 240	09 99 000 0861																																																	
Crimp die, for 120 kN tool, Pack contents: Supplied as a pair	10 16 25 35 50 70 95 120 150 185 240	09 99 000 0862 09 99 000 0863 09 99 000 0864 09 99 000 0865 09 99 000 0866 09 99 000 0867 09 99 000 0868 09 99 000 0869 09 99 000 0870 09 99 000 0871 09 99 000 0872	 <table border="1" data-bbox="995 1644 1445 1859"> <thead> <tr> <th>Cross-section</th> <th>Pressing width</th> <th>Identification</th> <th>Contacts</th> </tr> </thead> <tbody> <tr> <td>10 mm²</td> <td>10 mm</td> <td>6</td> <td>TC 70, TC 100, TC 250</td> </tr> <tr> <td>16 mm²</td> <td>10 mm</td> <td>8</td> <td>TC 70, TC 100, TC 200, TC 250</td> </tr> <tr> <td>25 mm²</td> <td>10 mm</td> <td>10</td> <td>TC 70, TC 100, TC 200, TC 250, TC 350</td> </tr> <tr> <td>35 mm²</td> <td>10 mm</td> <td>12</td> <td>TC 100, TC 200, TC 250, TC 350</td> </tr> <tr> <td>50 mm²</td> <td>13 mm</td> <td>14</td> <td>TC 200, TC 250, TC 350</td> </tr> <tr> <td>70 mm²</td> <td>13 mm</td> <td>16</td> <td>TC 200, TC 250, TC 350, TC 650</td> </tr> <tr> <td>95 mm²</td> <td>14 mm</td> <td>18</td> <td>TC 350, TC 650</td> </tr> <tr> <td>120 mm²</td> <td>14 mm</td> <td>20</td> <td>TC 350, TC 650</td> </tr> <tr> <td>150 mm²</td> <td>10 mm</td> <td>22</td> <td>TC 650</td> </tr> <tr> <td>185 mm²</td> <td>10 mm</td> <td>25</td> <td>TC 650</td> </tr> <tr> <td>240 mm²</td> <td>10 mm</td> <td>28</td> <td>TC 650</td> </tr> </tbody> </table>	Cross-section	Pressing width	Identification	Contacts	10 mm ²	10 mm	6	TC 70, TC 100, TC 250	16 mm ²	10 mm	8	TC 70, TC 100, TC 200, TC 250	25 mm ²	10 mm	10	TC 70, TC 100, TC 200, TC 250, TC 350	35 mm ²	10 mm	12	TC 100, TC 200, TC 250, TC 350	50 mm ²	13 mm	14	TC 200, TC 250, TC 350	70 mm ²	13 mm	16	TC 200, TC 250, TC 350, TC 650	95 mm ²	14 mm	18	TC 350, TC 650	120 mm ²	14 mm	20	TC 350, TC 650	150 mm ²	10 mm	22	TC 650	185 mm ²	10 mm	25	TC 650	240 mm ²	10 mm	28	TC 650
Cross-section	Pressing width	Identification	Contacts																																																
10 mm ²	10 mm	6	TC 70, TC 100, TC 250																																																
16 mm ²	10 mm	8	TC 70, TC 100, TC 200, TC 250																																																
25 mm ²	10 mm	10	TC 70, TC 100, TC 200, TC 250, TC 350																																																
35 mm ²	10 mm	12	TC 100, TC 200, TC 250, TC 350																																																
50 mm ²	13 mm	14	TC 200, TC 250, TC 350																																																
70 mm ²	13 mm	16	TC 200, TC 250, TC 350, TC 650																																																
95 mm ²	14 mm	18	TC 350, TC 650																																																
120 mm ²	14 mm	20	TC 350, TC 650																																																
150 mm ²	10 mm	22	TC 650																																																
185 mm ²	10 mm	25	TC 650																																																
240 mm ²	10 mm	28	TC 650																																																





Features

- Basic unit of compact construction for pre-stripped wires (stranded wire)
- Easy handling due to well-arranged design
- for individual, turned male and female contacts
- Selective processing of male and female contacts
- Automatic contact feed
- Reproducible, top quality gas-tight crimp connections
- Non-slip, anti-vibration adjustable feet for setting the height
- Low noise level
- With carrying handle
- Removable electric and pneumatic supply connections
- Maintenance interval counter
- Minimal setup effort
- Stepless adjustment of the crimping depth
- Low follow-up costs for maintenance and repair
- Easy replacement of wearing components

Details

Nominal voltage, max. 230 V
Nominal frequency 50 Hz
Power consumption ca.0.2 kW
Pressure ca.6 bar
Control system PLC
Work cycle trigger Footswitch
Work cycle 1 s
Noise level ca.62 dB
Crimp type Four-point crimping
Contact feed Vibratory bowl feed
Stroke counters Resettable daily counter and permanent counter
Dimensions 345 x 230 x 400 mm
Weight ≥ 24 kg

Pack contents:
2.0 m connection cable and grounding plug,
2.0 m pneumatic hose,
quick-release coupling and N6 plugin nipple,
footswitch,
carrying handle,
operating instructions,
declaration of conformity

Identification	Conductor cross-section (mm ²)	Part number	Drawing (dimensions in mm)
Crimping machine TC-C01, for Han D® contact	0.14 ... 2.5	09 98 000 9001	
Crimping machine TC-C01, for Han E® contact	0.14 ... 4	09 98 000 9002	
Crimping machine TC-C01, for Han® C contact	1.5 ... 10	09 98 000 9003	
Maintenance unit, Optional accessory		09 98 336 6851	







Features

- Basic unit of compact construction
- Fast stripping and crimping in one operating step
- Easy handling due to well-arranged design
- Touchscreen controlling
- for individual, turned male and female contacts
- Selective processing of male and female contacts
- Contact magazine with filling control
- Reproducible, top quality gas-tight crimp connections
- Infinitely variable adjustment parameters (stripping depth, stripping length, crimping depth, crimp contact feed rate)
- Rotatable vibration feeder and actuator in basic unit
- Low noise level
- for oil-free compressed air
- Minimal setup effort
- Low maintenance costs

Details

Drive electro-pneumatic
Nominal voltage, max. 230 V
Nominal frequency 50 Hz
Power consumption ca.0.75 kW
Pressure ca.6 bar
Compressed air connection 3 dm³ / work cycle
Control system PLC
Work cycle trigger sensor
Work cycle 1.5 s
Noise level <70 dB
Crimp type Four-point crimping
Contact feed Vibratory bowl feed
Stroke counters Resettable daily counte, total counter, operating hours, maintenance counter and quantity preselection
Dimensions 580 x 470 x 470 mm
Weight <60 kg

Pack contents:
one mounted interchangeable unit,
2.0 m connection cable and grounding plug,
2.0 m pneumatic hose with plug-in nipple N6,
plug gauges for setting the crimping,
centering bush for positioning the plug gauges,
draw for insulation remains,
drawer for holding the contacts when the magazine is emptied,
tool set for setting,
1 set of stripping blades,
operating instructions,
declaration of conformity

Identification	Conductor cross-section (mm ²)	Part number	
Crimping machine TK-M, Basic machine without interchangeable unit, Pack contents: Tool set for setting, 1 set of stripping blades, Operating instructions, Declaration of Conformity		09 98 000 6900	
Interchangeable unit, Han D®	0.14 ... 2.5	09 98 000 6901	
Interchangeable unit, Han E®	0.14 ... 4	09 98 000 6902	
Interchangeable unit, Han® C	1.5 ... 6	09 98 000 6903	
Interchangeable unit, D-Sub	0.09 ... 0.82	09 98 000 6904	
Interchangeable unit, Han- <i>Yellowlock</i> ®	0.14 ... 2.5	09 98 000 6907	

Features



- Fast stripping and crimping in one operating step
- Easy handling due to quick change tool and stripper
- Suitable for standard D-Sub crimp contacts
- Selective processing of male and female contacts
- Hand wheel for manual adjustments
- Maintenance-friendly through needle bearing rail
- Automatic exhaust of the isolation remainders
- Reproducible, top quality gas-tight crimp connections
- With crimp force monitor
- Setting parameters with raster rotary button (depth of insulation stripping, length of insulation stripping, crimping height on wire, crimping height on insulation, wire retainer position, band thrust and wire position in the crimp contact)
- Non slip and anti-vibration feet
- Low noise level
- for oil-free compressed air
- Low maintenance costs
- V-blades for special wires on request

Details

Drive electro-pneumatic
Nominal voltage, max. 230 V
Nominal frequency 50 Hz
Power consumption 0.75 kW
Pressure 6 bar
Control system PLC
Stripping device type 514
Suction apparatus 2000.0900.20
Work cycle trigger sensor
Work cycle 0.35 s
Noise level 85 dB
Illumination integrated tool light 20001326
Motor speed 440 –2000 rpm
Stroke counters Resettable daily counter and permanent counter
Dimensions 690 (with a contact reel: 1400) x 420 x 430 mm
Weight <72 kg

Pack contents:

with role owner and guide plate,
2.0 m connection cable and grounding plug,
2.0 m pneumatic hose with plug-in nipple N9,
oiler bottle for the lubricating of the crimping contacts,
tool set for setting,
1 set of stamps for wire and isolation-crimp,
1 anvil one-piece for wire and isolation-crimp,
1 set of stripping blades,
1 litre of contact oil,
operating instructions,
declaration of conformity

Identification	Conductor cross-section (mm ²)	Part number	
<p>Crimping machine BK, Pack contents: With role owner and guide plate, Tool set for setting, 1 set of stripping blades, Operating instructions, Declaration of Conformity</p>		09 98 000 5000	
<p>Quick change tool, D-Sub</p>	<p>0.09 ... 0.25 0.25 ... 0.5</p>	<p>09 98 000 3008 09 98 000 3010</p>	

Tools

Technical characteristics

Plate thickness ≤2 mm structural grade carbon steel

Technical characteristics

RoHS compliant

Identification	Size	Part number
<p>Battery hydraulic punch driver, To produce panel cut outs for connectors, Punching pressure: 60 kN, Pack contents: In plastic case, Lithium-Ion battery 18 V, 3 Ah, Charging set, Accessories</p> <p>Hydraulic hand punch driver, To produce panel cut outs for connectors, Punching pressure: 60 kN, Pack contents: In plastic case, Accessories</p> <p>Punching units for hydraulic punch drivers</p> <p>Han A®, Han-Eco® A, Punching units for hydraulic punch drivers</p> <p>Han-Eco® A, Rear mounting, Punching units for hydraulic punch drivers</p> <p>Han® B, Han-Eco® B, Punching units for hydraulic punch drivers</p> <p>Han® B, Han-Eco® B, Rear mounting, Punching units for hydraulic punch drivers</p>	<p>1 A 3 HPR Han-Yellock® 10 Han-Yellock® 30 Han-Yellock® 60 Modular Compact</p> <p>03 A 10 A 16 A</p> <p>10 A 16 A</p> <p>06 B 10 B 16 B 24 B</p> <p>06 B 10 B 16 B 24 B</p>	<p>09 99 000 0900</p> <p>09 99 000 0901</p> <p>09 99 000 0976 09 99 000 0906 09 99 000 0910 11 99 300 0001 11 99 600 0001 09 99 000 0912</p> <p>09 99 000 0907 09 99 000 0908 09 99 000 0909</p> <p>09 99 000 0914 09 99 000 0915</p> <p>09 99 000 0902 09 99 000 0903 09 99 000 0904 09 99 000 0905</p> <p>09 99 000 0916 09 99 000 0917 09 99 000 0918 09 99 000 0919</p>




Identification	Part number	
<p>Torque set, for High Current axial screw contact, incl. reversing blade (A/F 4.0 + A/F 5.0), Tightening torque: 5 ... 14 Nm,</p> <p>Pack contents: High quality metal box, Variable tightening torque tool TorqueVario®-STplus, Setting tool: torque-setter, HARTING optimised interchangeable blades hexagonal A/F 4, HARTING optimised interchangeable blades hexagonal A/F 5</p>	09 99 000 0833	
<p>Torque set, for power contact, incl. reversing blade (A/F 2.0 + A/F 2.5 + PH2), + different bits, + adapter blade, Tightening torque: 1 ... 5 Nm,</p> <p>Pack contents: High quality metal box, Variable tightening torque tool TorqueVario®-S, Setting tool: torque-setter, HARTING optimised interchangeable blades hexagonal A/F 2, HARTING optimised interchangeable blades hexagonal A/F 2.5, HARTING optimised interchangeable blades PH2, Torque bit universal holder, Bits: A/F3, A/F4, PH0, PH1, PH2, T10, T15, T20, slot 0.6 x 4.5, slot 0.8 x 5.5</p>	09 99 000 0834	
<p>Torque set, for HARTING screw contacts and fixing screws, Tightening torque: 0.5 ... 1.2 Nm,</p> <p>Pack contents: High quality metal box, Two pre-set tightening torque screwdrivers TorqueFix®, Interchangeable blades PH1, PH2, slot 0.5 x 3.0</p>	09 99 000 0835	

Identification

Part number

Insertion tool for crimp contacts,
Small cross-section,
Variable length of blade,
Han D®,
Han E®,
Han-Yellock®

09 99 000 0847



Replacement-tip,
for part number 09 99 000 0847

09 99 000 0848

Assembly tool,
for Han® ES insert

09 99 000 0367



Torque set,
for guiding pins and bushes,
Tightening torque: 0.5 Nm,
incl. 1/4" Bit,

09 99 000 0840



Pack contents:
Torque bit universal holder 1/4",
1 HARTING guiding pins and bushes bit,
Product comes already pre-assembled in practical plastic packaging

Torque tool,
Han® 3 A,
Han® 4 A,
Han® Q 5/0,
Staf®

09 99 000 0875



Bit 1/4" as a spare part for guiding pins and bushes

09 99 000 0841



Hexagonal driver for axial screw,
With grip,
A/F 4 (e. g. Han® 100 A Axial module)

09 99 000 0363



Hexagonal driver for axial screw,
With grip,
A/F 5 (e. g. Han® 200 A Axial module)







09 99 000 0364



Hexagonal driver for axial screw,
Bit 1/4",
40 A contact (A/F 2)

09 99 000 0369



Identification	Part number	
Hexagonal driver for axial screw, Adapter 3/8", A/F 4 (e. g. Han® 100 A Axial module)	09 99 000 0370	
Hexagonal driver for axial screw, Adapter 3/8", A/F 5 (e. g. Han® 200 A Axial module)	09 99 000 0371	
Hexagonal driver for axial screw, Adapter 3/8", A/F 8 (e. g. Han® HC Modular 650)	09 99 000 0372	
Hexagonal driver for axial screw, Bit 1/4", 70 A contact (A/F 2.5)	09 99 000 0375	
Han® VDE Screw Driver Set, The standard set, Pack contents: Slim bit screw driver 0.4 x 2.5, Slim bit screw driver 0.5 x 3.0, Slim bit screw driver 0.6 x 3.5, Slim bit screw driver 1.0 x 4.5, Phillips screw driver PH1 (191 x 30 mm), Phillips screw driver PH2 (218 x 23 mm)	09 99 000 0836	
Screw driver set Slimline, Insolated blade for slim assembly, Pack contents: Phillips screw driver PH1 x 80 mm, Phillips screw driver PH2 x 100 mm, Slim bit screw driver 3.5 x 100 mm, Slim bit screw driver 4.0 x 100 mm, Slim bit screw driver 5.5 x 125 mm, Slim bit screw driver 6.5 x 150 mm	09 99 000 0844	











Technical characteristics


RoHS compliant

Identification	Part number	Drawing (dimensions in mm)
Polishing paper, for POF grain size 1000, Pack contents: Each part number means 5 pieces	20 80 001 9911	
Polishing paper, for GI 9 μ-grain size, Pack contents: Each part number means 5 pieces	20 80 001 9912	
Polishing paper, for GI 1 μ-grain size, Pack contents: Each part number means 5 pieces	20 80 001 9913	
Polishing tool, DIN 41612	20 99 000 1092	
Polishing tool, POF cable 2.2 mm diameter	20 99 000 1093	
Polishing tool, SC	20 99 000 1097	

Identification	Conductor cross-section (mm ²)	Part number	
Removal tool, Han D®		09 99 000 0012	
Replacement-tip, for part number 09 99 000 0012		09 99 000 0004	
Removal tool, Han E®		09 99 000 0319	
Removal tool, Han® C	1.5 ... 6 10	09 99 000 0305 09 99 000 0381	
Removal tool, Han® C module, 09 14 003 3001 / 09 14 003 3101, Han® Q 2/0, Han® Q 3/0, Han® Q 4/0 Crimp termination		09 99 000 0315	
Insertion / removal tools, Han-Modular®, for D-Sub crimp contact		09 99 000 0368	
Removal tool, Han-Quintax®, for Quintax contact		09 99 000 0323	
Removal tool, for contacts in the multi module		09 99 000 0328	
Removal tool, Han D®, Service		09 99 000 0052	
Removal tool, Han-Fast® Lock, for easier removal of the Fast-Lock contact from the printed circuit board		09 99 000 0837	

Tools

Identification	Conductor cross-section (mm ²)	Part number	
Removal tool, for LC contact in the Han® LC module		09 99 000 0843	
Removal tool, for pneumatic contacts		09 99 000 0899	
Removal tool, Han-Modular®, Han-Eco®, Han-Yellock®, for single modules, Metal		09 99 000 0828	
Removal tool, Han-Modular®, for double modules		09 99 000 0842	
Removal tool, for all Han-Modular® modules in plastic frames You need 2 pieces for the removal of a single module and 4 pieces for the double module.		09 99 000 0331	
Removal tool, for the Han® HV Single module		09 99 000 0335	
Removal tool, for the Han® 100 A crimp module		09 99 000 0383	
Removal tool, for the Han® 200 A crimp module Insert from mating side.		09 99 000 0820	
Removal tool, for the Han® 100 A single module, for Han® GND		09 99 000 0827	
Removal tool, Han® Megabit module		09 99 000 0880	

Identification	Conductor cross-section (mm ²)	Part number	
Removal tool, for the Han [®] HV Double module		09 99 000 0327	
Removal tool, for Han- <i>Yellock</i> [®] modules and frames, Thermoplastic		11 99 000 0001	
Removal tool, for Han- <i>Yellock</i> [®] modules and frames, Metal		11 99 000 0002	
Removal tool, Han [®] F+B, for circular inserts		09 99 000 0878	
Removal tool, for Han [®] HC Modular 250 Crimp, for unlocking the fixing plate Insert from mating side.		09 99 000 0332	
Removal tool, Han [®] EasyCon, for assembly and disassembly of shielding clamps		09 99 000 0334	
Removal tool, Han [®] K 6/6		09 99 000 0977	
Removal tool, Han-Modular [®] Flexbox		09 99 000 0979	
Removal tool, Han [®] HsB		09 99 000 0987	

Tools

Technical characteristics

RoHS compliant

Identification	Conductor cross-section (mm ²)	Part number	
Stripping tool, Pack contents: Stripping blade set, Straight	0.03 ... 16	09 99 000 0980	
Stripping blade set, Straight		09 99 000 0981	
Stripping blade set, Oval	10 ... 16	09 99 000 0982	
Stripping blade set, V-shape		09 99 000 0983	
Fibre stripper	0.18/0.3 mm 0.3 mm 1 mm	20 99 000 1046 20 99 000 1041 20 99 000 1045	