

## Automotive Industries *relays & switches*

Relays and switches are used in a wide variety of automotive-related equipment, lamp accessories and bus applications. Our A Series relays are available in many sizes with switching capacity up to 80amps including shrouded and water resistant versions. A large number of our switches are used in the automotive industry, starting at board-level up to any number of uses including toggle start switches.

### *automotive relays*




#### A2 Series

Offering two mounting flange options the A2 Series is also available with a shrouded version. Large switching capacity up to 40A with coil voltage ranging from 6VDC up to 48VDC. Coil power options are 1.6W or 1.9W. Contact ratings are 1A, 1B or 1C. The A2 Series dimensions are 26.0 x 26.0 x 24.5mm.



#### A2H Series

Low temperature rise at full load is a hallmark of the A2H Series. With large switching capacity up to 50A and a choice of PC pin or quick connect mounting, this ruggedly constructed relay offers 1A or 1C contact arrangement with coil voltage option of 12VDC or 24VDC. Coil power is 1.6W. The A2H Series dimensions are 26.0 x 26.0 x 22.7mm, with two styles of mounting flanges.



#### A3 Series

Large switching capacity up to 80A with PC pin or quick connect mounting, the A3 Series is QS-9000 and ISO-9002 certified. Offering both standard and heavy duty contact ratings, the A3 Series is available as 1A, 1B, 1C or 1U. Coil voltage choices are 12VDC or 24VDC, with coil power of 1.8W. Dimensions are 28.5 x 28.5 x 26.5mm.



#### A6 Series

The A6 Series automotive relay for sale is small in size and light weight. Offering low coil power consumption, switching current is up to 30A with contact arrangement choices of 1A or 1C. Coil voltage options for this relay are 12VDC or 24VDC with coil power of 0.9W or 1.3W. With PC pin mounting, the A6 Series is 22.5 x 15.0 x 25.2mm. Contact factory directly for information on our shrouded version.



#### A17 Series

With switching capacity up to 30A, the A17 Series automotive relay is light weight and small in size. Suitable for automotive and lamp accessories, this small automotive relay switch offers contact arrangement of 1A with coil voltage options of 12VDC or 24VDC and coil power of .96W. PC pin mounted, the A17 Series auto relay is 16.5 x 15.5 x 24.3mm in size.



#### J107 Series

F Class insulation is standard on the J107F Series relay. Light-weight and small in size, the J107F Series is PC pin mountable with contact arrangement options of 1A, 1B, or 1C. Coil voltage ranges from 3VDC up to 48VDC with coil power options of .36W, .45W or .80W. The dimensions of the UL-approved relay are 19.0 x 15.5 x 15.3mm. UL Agency approval is E197851.


### *current applications*

- Buses
- Lawn Mowers
- Wheelchair Lifts
- Fork Lifts
- Marine Battery Pack
- Trolling Motors
- On-Board Charging
- Instrument Panels
- Rear Lift Gates
- Recreational Vehicles
- Tractors
- ATV's
- Golf Carts
- Pumps
- Outboard Motors
- Weed Rollers
- Power Anchors


## switches



**Anti-Vandal Switches**  
With sealing degree of IP67, CIT Relay & Switch Vandal-Resistant Switches are available in a variety of sizes from 12mm FH & GH Series up to the 40mm DH Series. Also available with UL approval in our AHU and DH22U Series, our IP65 switches offer both ring and dot illumination and non-illuminated options. Choose the EH Series anti-vandal switch for a rounded convex actuator or the AH, BH, CH or DH Series for a flat actuator. Choices of body and actuator color include stainless steel, nickel and anodized aluminum in black, red, yellow, green or blue, with LED bi-color options.



**Sealed Tactile Switches**  
Process sealed tactile switches offer dust tight housing with protection against splashing water, low pressure water jets or temporary immersion up to 1 meter. CIT Relay & Switch offers a large number of process switches with sealing degree reaching up to IP67. Also available with some Series are protective splash proof boots. See individual series to determine sealing degree.



**ME Series**  
The ME Series is an IP67 process sealed tactile switch offering both through-hole and surface mount options with a 350gF actuation force. With actuator and housing of PA6T Polyimide and silver plated stainless steel dome contact, the ME Series uses a silicon rubber internal seal providing truly sealed, one piece construction. Actuator color is standard black; contact factory for additional color options.



**RW Series**  
The RW Series rocker switch offers an illuminated option with a choice of SPDT or DPDT. Multiple latching options are available with terminal options of quick connect/solder lug and multiple switch functions. Illumination options for the lighted rocker switch are neon or tungsten lamp. The versatile RW series offers multiple housing color, actuator color, including colored transparent, actuator markings, and actuator marking color choices

## CIT Relay & Switch validation test lab


CIT Relay & Switch has a sophisticated test lab for failure analysis and material testing, helping our customers solve their toughest problems. Our aim is to establish long-lasting relationships with our customers by providing comprehensive technical expertise using our state-of-the-art test lab. Providing accurate and concise solutions, we give our customers the best explanation about how their components perform. Contact a CIT Application Engineer to validate product suitability for your application with real-time live testing backed with data.

**CIT**  
Relay & Switch

763.535.2339 • sales@citrelay.com • www.citrelay.com

CIT Relay & Switch manufactures a broad array of RoHS compliant electromechanical automotive, telecom, security, industrial and HVAC relays and switches. Thank you for giving CIT Relay & Switch the opportunity to demonstrate why so many are joining our growing list of satisfied customers — customers who have come to rely on the service and quality provided by CIT Relay & Switch.

find your **SMART SOLUTIONS** here



### SM3 Series

Sub-miniature in size, the SM3 Series snap-action switch is UL/cUL certified. Actuator styles of this micro switch include pin plunger, simulated roller, short roller lever, long hinge lever and the standard hinge lever. The SM3 Series offers terminal options of .100" quick connect, solder lug, PC pin, right angle PC pin or left angle PC pin. Single pole switching options include SPST normally open, SPST normally closed, or SPDT.



### VM3 Series

The VM3 Series miniature snap-action switch is a UL/cUL certified panel mount switch. Actuator styles include pin plunger, standard roller lever, simulated roller lever, short hinge lever, short roller lever, long hinge lever and standard hinge lever. The VM3 Series silver plated copper alloy switch offers terminal options of .250" quick connect or .187" quick connect. Pole options include SPST normally open, SPST normally closed or SPDT.

Find our Automotive Relays & Switches at



www.digikey.com