

Noritake

3000 Series Modules

MOST ADVANCED FEATURES OF ANY GRAPHICS MODULE



GU256X128E-3900 (214X110 MM)



GU256X64E-3900 (188X62 MM)



available



GU256X64D-3900 (159X50 MM)



GU256X16M-3900 (372X49 MM)
















GU256X64F-3900 (226X70 MM)



GU384X32L-3900 (551X91 MM)

FEATURES

- Wide Operating Temperature Range
- Multiple Interfaces
 - RS232
 - Parallel
 - USB Optional
- Extended Function Built-in
 - Macro Processing Definitions Available
 - Graphic DMA Mode (High Speed Graphics)
 - Re-writable memory (F-ROM)
 - Over 100 screens stored onboard (256x64 dot)
 - Action Commands (Scrolling, Blinking, etc.)
 - Draw Command Available (Line, Box, etc.)
 - Program Macros Available Using Internal Programming Language (Minimizes Software Development Time)
- Multiple Windows (individually controlled)
- High Brightness & Wide Viewing Angle
- Download Bitmap Definition
- Many European Fonts Available (1 byte code)
 - Font Sizes include 6x8, 8x16, 16x32
- 4 Asian Fonts Available in (2 byte code)
 - Font size 16x16
- Languages include Japanese, Korean, Traditional Chinese, Simplified Chinese
- 16 User Definable Fonts Available in 3 Sizes (48 Total)
- Font Magnification up to 4x Horizontal and Vertical
- 4 Bit Input, 8 bit I/O Utility Port
- 8 Step Brightness Control
- Low Profile
- Compact Design
- Low Cost
- Optional Color Optical Filters & Luminance
- General Purpose I/O Port

Part Number	Picture Available	# of Dots	Dot Pitch (mm)	Display Area	PCB Size W x H (mm)	Power (All Digits On) Typ	Weight (g)	Interface
GU256x16M-3900		256 x 16	1.2 x 1.6	306.95 x 25.35	372 x 49	5V/80mA 24V/270mA	303	Parallel , RS232 Serial
GU256x32D-3900		256 x 32	.45 x .45	115.05 x 14.25	159 x 35	5V/450mA	80	Parallel , RS232 Serial
GU256x64C-3900		256 x 64	.325 x .325	83.08 x 20.68	133 x 38	5V/430mA	70	Parallel , RS232 Serial
GU256x64D-3900		256 x 64	.45 x .45	115 x 28.65	159 x 50	5.0/850mA	132	Parallel , RS232 Serial
GU256x64E-3900		256 x 64	.55 x .55	140.65 x 35	188 x 62	5.0/1160mA	208	Parallel , RS232 Serial
GU256x64F-3900		256 x 64	.65 x .65	166 x 41.4	226 x 70	24.0/280mA	322	Parallel , RS232 Serial
GU256x128C-3900		256 x 128	.325 x .325	83.08 x 41.48	131 x 66	5V/850mA	180	Parallel , RS232 Serial
GU256x128D-3900		256 x 128	.45 x .45	115.05 x 57.45	170 x 90	5V/1200mA	368	Parallel , RS232 Serial
GU256x128E-3900		256 x 128	.55 x .55	140.65 x 70.25	214 x 110	5V/100mA 12V/1000mA	650	Parallel , RS232 Serial
GU256x128E-3910		256 x 128	.55 x .55	140.65 x 70.25	214 x 110	5V/100mA 24V/380mA	650	Parallel , RS232C Serial
GU320x32D-3900		320 x 32	.45 x .45	143.85 x 14.25	189 x 33	5V/480mA	80	Parallel , RS232C Serial
GU384x32L-3900		384 x 32	1.22 x 1.5	468.2 x 50.2	551 x 91	5V/80mA 24V/650mA	1172	Parallel , RS232 Serial
GU512x32H-3900		512 x 32	.6 x .8	307 x 25.4	372 x 49	5V/80mA 24V/270mA	303	Parallel , RS232 Serial

Note: 32x32 Japanese font version available. Please **contact your local Noritake engineering office**.